

[HOME](#) / [BATHTUBS](#)



71" SHEBA ACRYLIC SLIPPER TUB

starting at **\$1,399⁰⁰**

★★★★★ 28 REVIEWS

SKU : SH483536
PAGE ID : 925341-71

[DETAILS & SPECS](#)

71" SHEBA ACRYLIC SLIPPER TUB

OPTIONAL QUICK CONNECT DROP-IN DRAIN KIT

CHOOSE OPTIONS

ADD QUICK CONNECT DROP-IN DRAIN
KIT

Choose An Option

\$1,399⁰⁰

free freight shipping

[DETAILS](#)

Starting at \$88/mo with [affirm](#). [Learn more](#)

QTY

1

estimate your delivery date

[ADD ZIPCODE](#)



ADD TO CART

[ADD to WISHLIST](#)

Create a Classically Modern At-Home Es



Give your bathroom a modern touch with the 71" Sheba Acrylic Slipper Tub. Gracefully designed, this single-slipper bathtub's inviting silhouette allows you to recline and relax at one end. Perfect for those looking for a clean look, the Treece's drain and overflow system is built within its walls, leaving no pipes exposed.

- All dimensions(± 1/2")
- Formed of two acrylic sheets, the air between acting as thermal insulator.
- Formed of two 3.8mm acrylic sheets, the air between acting as thermal insulator.
- Optional Quick Connect Drop-In Drain Kit Includes:
 - Floor Plate, 1-1/2" PVC Pipe, 2" x 1-1/2" Trap Adapters, 1 Brass Threaded, 1 Brass Unthreaded Tailpiece and Plug.
- Installs above your subfloor, but underneath your cement floor or tile, so you do not need access below the fixture.

features

DESIGN:	modern	TUB INTERIOR LENGTH:	51-3/8"
FINISH:	white	TUB INTERIOR WIDTH:	21-5/8"
FEATURES:	integral drain & overflow	WATER DEPTH TO RIM:	17-3/4"
OVERFLOW HOLE:	yes	WATER DEPTH TO OVERFLOW:	15-3/8"
INTEGRAL DRAIN & OVERFLOW :	yes	EXTERIOR TREATMENT:	smooth
SHAPE:	oval	INTERIOR TREATMENT:	smooth
MATERIAL:	acrylic	TAP DECK:	no
LENGTH:	70-7/8"	DRAIN INCLUDED:	yes
WIDTH:	32"	DRAIN FINISH:	white
HEIGHT:	29-1/8"	FAUCET INCLUDED:	no



FAUCET DRILLINGS:	no drillings	TUB WEIGHT UNCRATED (LBS):	121
BUILT-IN ADJUSTERS:	yes	TUB WEIGHT CRATED (LBS):	276

SPECIFICATIONS

INSTALLATION INSTRUCTIONS

★★★★★ 4.6 | 28 Reviews

<input type="text" value="Search topics and reviews"/>		28 Reviews	16 Questions	16 Answers
--	--	----------------------	------------------------	----------------------

Reviews

WRITE A REVIEW

Rating Snapshot

Select a row below to filter reviews.

5 ★	<input type="checkbox"/>	22
4 ★	<input type="checkbox"/>	4
3 ★	<input type="checkbox"/>	1
2 ★	<input type="checkbox"/>	0
1 ★	<input type="checkbox"/>	1

Average Customer Ratings

Overall	★★★★★	4.6
Quality		4.8
Value		4.5

1-8 of 28 Reviews

Sort by: Most Recent ▼



Worker-Bee

★★★★★ 2 months ago

Chicago

Awesome Tub!


Review 1

Votes 0

New Reno for a house to be sold. Tub was perfect to replace an old whirlpool tub. Extra GFI circuit allowed for either heated floor or GFI protected LED fireplace. Momma opted for the heated fireplace. Results and Tub sold the house.

Quality

Value



Originally posted on [66" Sheba Acrylic Slipper Tub](#)

Helpful? Yes · 0 No · 0 Report

Design by Margo

★★★★★ 2 years ago

Some where special, USA

Beautiful tub

Review 1


Votes 3

We are thrilled with our Sheba tub. It is ideal for soaking and the drain is at the end of the tub.... where it belongs.

Quality

Recommends this product ✓ Yes

Value



Originally posted on [59" Sheba Acrylic Slipper Tub](#)

Helpful? Yes · 3 No · 0 Report

KelB

★★★★★ 2 years ago

CA

Very comfortable

Review 1

Votes 2

Something I didn't realize before installing is that you will need a shower curtain inside (because water will splash all over the floor) which makes it very hard to shower - but perfectas a tub - comfortable (if over 5'5 make be difficult to recline)

Quality

Value

Recommends this product ✓ Yes

Originally posted on [66" Sheba Acrylic Slipper Tub](#)

Helpful? Yes · 2 No · 0 Report

Rescuejim

★★★★★ 3 years ago

Sioux Falls, SD

Love the tube

Review 1


Votes 5

Everything from Signature Hardware went in perfectly, shipping and order process was very simple. My wife and I tried out the tub that night (foam insulation and air bubbler system) and we love it! All works very well!

Quality

Value

Recommends this product ✓ Yes



Originally posted on [66" Sheba Acrylic Slipper Tub](#)

Helpful? Yes · 5 No · 0 Report

James

★★★★★ 4 years ago

Dallas

Love it!

Review 1


Votes 4

Aside from an issue with drain (this was due to how my condo was built), the installation was quick. Very comfortable and I love having a freestanding tub.

Quality

Value

Recommends this product ✓ Yes



Originally posted on [66" Sheba Acrylic Slipper Tub](#)

Helpful? Yes · 4 No · 0 Report

Jbabbl

Atlanta, Georgia

Review 1

Votes 6

★★★★★ 4 years ago

Beautiful!

When I decided I was going to renovate my bathroom I knew I wanted a soaker tub. I was hesitant to order this without being able to sit in it & gage it's level of comfort. However, I'm so glad I took the chance.

This tub is AH-MAZING! It is beautiful. It is roomy. It is comfortable. I got the jets added. They are powerful! The pictures don't do it justice!

Quality

Value

Recommends this product ✓ Yes



Originally posted on [66" Sheba Acrylic Slipper Tub](#)

Helpful? Yes · 6 No · 0 Report

Alicia
Fairfield, CT
Review 1
Votes 3

★★★★★ 5 years ago

So far so good !

Haven't had a Chance to use it yet , but looks great and shipping was so fast and easy. I'm nervous as some reviews said it stained easily but overall process was very simple and fast!

⊕ **Pros:** Attractive, Good Capacity, Good Value

Recommends this product ✓ Yes

Originally posted on [66" Sheba Acrylic Slipper Tub](#)

Helpful? Yes · 3 No · 1 Report

Alicia
Fairfield, CT
Review 1
Vote 1

★★★★★ 5 years ago

So far so good !

Haven't had a Chance to use it yet , but looks great and shipping was so fast and easy. I'm nervous as some reviews said it stained easily but overall process was very simple and fast!

⊕ **Pros:** Attractive, Good Capacity, Good Value

Recommends this product ✓ Yes

Originally posted on [66" Sheba Acrylic Slipper Tub](#)

Helpful? Yes · 1 No · 1 Report

1-8 of 28 Reviews



Questions

ASK A QUESTION

1-10 of 16 Questions

Sort by: ▼



It9446 6 months ago

1
answer

How do you control the air jets & do they have different speeds?

Originally posted on [60" Sheba Acrylic Slipper Tub - Air Massage](#)

Support Team 6 months ago

Hello,

Thank you for your inquiry! There will be a remote for the air jets and they also have different speeds.

Have a great day!

Helpful? Yes · 0 No · 0 Report

Pbarkcity 7 months ago

1
answer

We have this installed but it seems very loose. We can pick it up and not very sturdy. Is there something we can do?

Originally posted on [59" Sheba Acrylic Slipper Tub](#)

Support Team 7 months ago

Hey there! We are sorry to hear that you are experiencing this issue with your tub. For us to best assist you with this inquiry, please chat, call in at 855-715-1800, or email us at SUPPORT@SIGNATUREHARDWARE.COM. Thank you!

Helpful? Yes · 0 No · 0 Report

Beverly 7 months ago

1
answer

Would soaking in epsom salts hurt the finish on this tub?

Originally posted on [59" Sheba Acrylic Slipper Tub](#)

Support Team 7 months ago

Hello Beverly,

Thank you for your inquiry!

We do not recommend the use of epsom or bath salts with any of our tub offerings.

Have a great day!

Helpful? Yes · 1 No · 0 Report

Nancy 8 months ago

1
answer

In the Sheba Air Tub how noisy is the Blower? Is there a rating like in comparison to an oven hood noise level. Would building it's own separate / insulated box around it help to reduce it's noise. I don't mind the bubble noise.. just the motor noise!

Originally posted on [71" Sheba Acrylic Slipper Tub - Air Massage](#)

Support Team 8 months ago

Hello! The air tub motor's sound is 75.74 decibels which can be compared to the sound of a vacuum cleaner running. The air kit installation instructions are linked below, which show that we would recommend installing the motor in a closet or similar space to reduce the noise. Thank you and have a great day!

[HTTPS://WWW.SIGNATUREHARDWARE.COM/MEDIA/PDF/AIR-KIT-INSTALLATION-INSTRUCTIONS.PDF](https://www.signaturehardware.com/media/pdf/air-kit-installation-instructions.pdf)

Helpful? Yes · 0 No · 0 Report

Terryo 11 months ago

1
answer

What is the recommended distance from the wall does this tub need to be installed? I was planning to put it within a couple of inches, but it appears it has to be caulked to the floor all around, needing an increased distance in order to do that?

Originally posted on [59" Sheba Acrylic Slipper Tub](#)

Support Team 11 months ago

Hello Terryo,

Thank you for your inquiry! Distance installed from the wall will vary from installation to installation. We do recommend that the tub is sealed to the floor with a neutral cure silicone, but recommend speaking with your installer to confirm the best set up for your installation!

Have a great day!

Helpful? Yes · 0 No · 0 Report

William a year ago

1
answer

Two the jets are not working, what should I do?

Originally posted on [60" Sheba Acrylic Slipper Tub - Air Massage](#)

Support Team a year ago

Hi William, please contact our Customer Relations team about this issue at 855-715-1800.

Helpful? Yes · 0 No · 0 Report

Justin B 2 years ago

1
answer

Is the bottom of the drain where it and the overflow will connect to the trap plastic or brass?

We've had trouble in the past with the plastic to brass connections. Thanks.

Originally posted on [59" Sheba Acrylic Slipper Tub](#)

Support Team 2 years ago

Hello, Justin! The drain piece that threads into the bottom of the tub is brass and threads into the PVD connector which then attaches to your trap. You can see this depicted on page three of the installation instructions located under the specifications section. Thanks!

Helpful? Yes · 0 No · 0 Report

Wendy 2 years ago

1
answer

This is our first free standing tub purchase and we want to make sure tub is roomy enough? The tub says it is over 28 inches wide, but has just over a 13 inch interior width? Where is the measurement taken from? That sounds pretty tight!

Originally posted on [66" Sheba Acrylic Slipper Tub](#)

Support Team 2 years ago

Hi, Wendy! The interior walls of the tub taper downwards, also, the tub is wider where the user's bottom would be. The 13-3/4" width is where your feet would be located. The interior floor measurements are taken at the flattest portion of the bottom of the tub before the walls curve upwards. Thanks!

Helpful? Yes · 0 No · 0 Report

GatorHeel 2 years ago1
answer

My plumber just installed this tub and said there is no way to secure it to the floor. The tub is only secured by the drain so the back part of the tub can pivot around it which concerns me. Can you please advise as to correct installation?

Originally posted on [59" Sheba Acrylic Slipper Tub](#)

Support Team 2 years ago

Hello! On the underside of the tub are four leveling feet. Here you will want to apply a dollop of neutral cure silicone to the bottom of each foot. Once the drain and feet have cured, you will need to go around the tub base, where the skirt of the tub sits just above the floor (all the weight should be on the leveling feet) and apply a bead of neutral cure silicone around the entire perimeter of the tub. Thanks!

Helpful? Yes · 1 No · 0 Report

Laney 2 years ago1
answer

I am interested in this tub but am leary because the width of the seating area. Most of the tubs I see have 20" seating area for your "bottom" but it appears yours has a 15" capacity. Would a larger woman fit comfortably from a width respect.

Originally posted on [59" Sheba Acrylic Slipper Tub](#)

Support Team 2 years ago

Hi, Laney! The shape of the tub is what will ultimately determine how wide it is at the flattest part at the bottom. In general, most slipper style tubs (where it come up higher on one or both ends) do tend to be more narrow. This is because all the walls are more narrow which helps to achieve the more drastic slipper design. Comfort level is subjective and something that will vary from person to person. As a woman, size US 24, I can get in and out of this tub. It isn't too terrible considering the walls angle outwards as they go up, though it is snug. We'd be happy to help you find something to work for you. Please give us a call at 855.715.1800, or chat with an agent live on the site. Thanks!

Helpful? Yes · 1 No · 0 Report

1-10 of 16 Questions



[Terms of Use](#) | [Accessibility Statement](#) | [Privacy Policy & Security](#) | [Cookie Policy](#) | [Do Not Sell or Share My Personal Information](#) | [CA Privacy Rights](#) | [VA Privacy Rights](#)