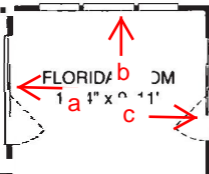


color_layout_2022_04_26

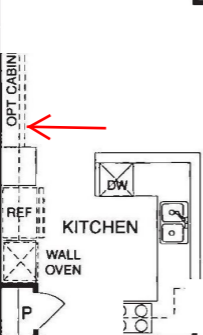
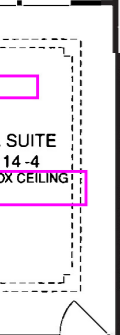
EAST ↑

SOUTH →



OPTIONAL ATRIUM

OPTIONAL ATRIUM DOOR



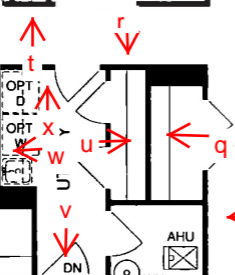
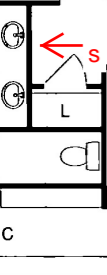
FAMILY ROOM

FAMILY ROOM 16' 11" x 11' VAULTED CEILING w/OPTIONAL LOFT

OPTIONAL WINDOW

OPTIONAL WINDOW

d x w



DINING ROOM 12' 4" x 11' 11"

h →

5

LIVING ROOM 12'-7" x 10'-7"

NORTH ←

WEST ↓

CAR GARAGE 14' x 19'-4"

ELVES

YER (joist)

Labels: i, j, k, l, m, n, o